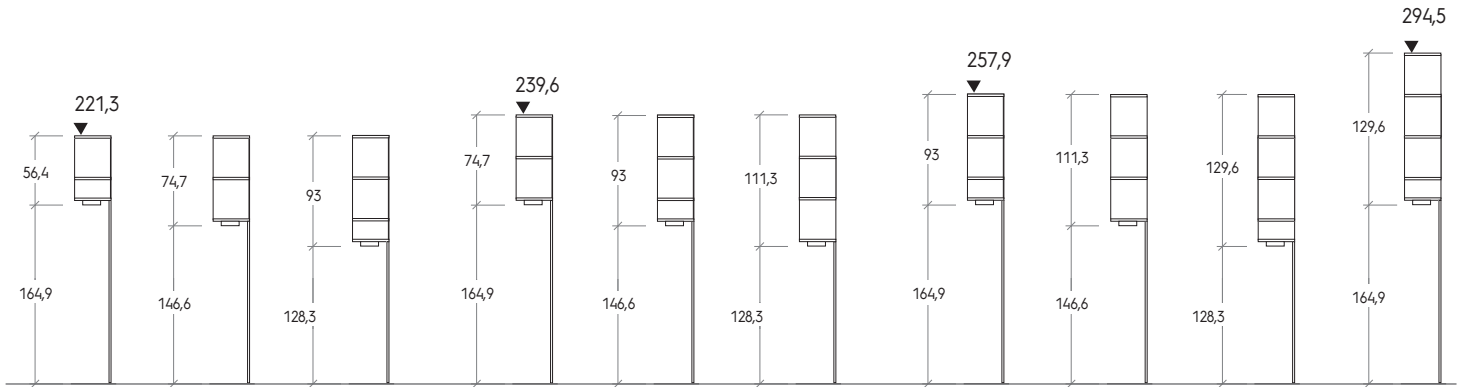


# LIBRERIE A PONTE / BRIDGING BOOKCASES

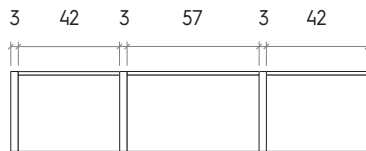
## ALTEZZE / HEIGHTS



## LARGHEZZE / WIDTHS

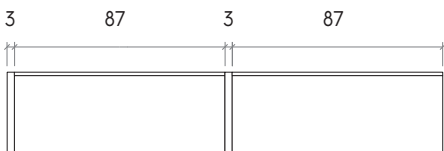
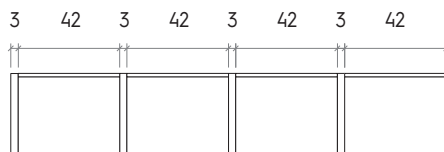
L. cm **150**

W cm



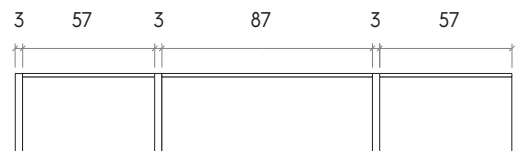
L. cm **180**

W cm

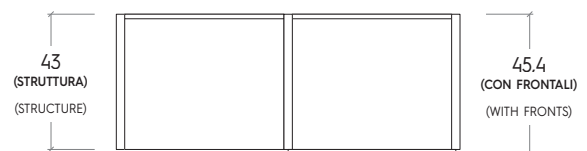
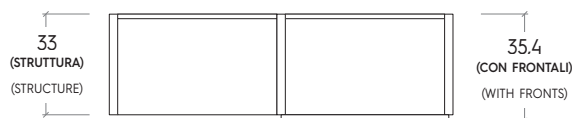


L. cm **210**

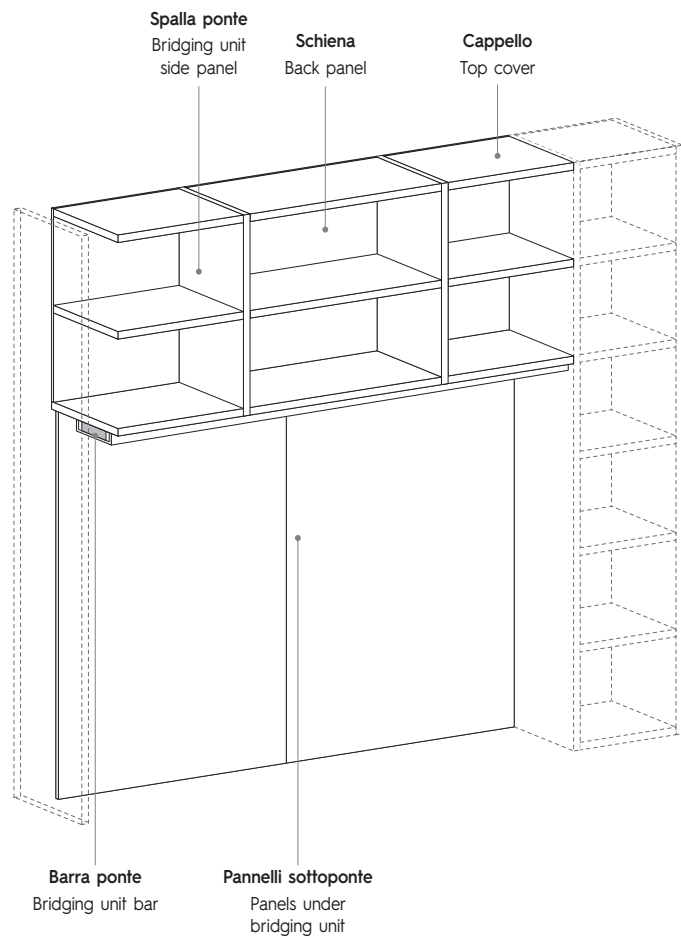
W cm



## PROFONDITÀ / DEPTHS




## LIBRERIE A PONTE / BRIDGING BOOKCASES



### Ponti con pannello sottoponte

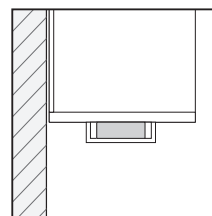
Bridging units with panel underneath

I ponti vengono attrezzati con 1 barra di sostegno  
Bridging units are fitted with 1 support bar



### Ponti senza pannello sottoponte

Bridging units with no panel underneath



### Note per montaggio

Per il montaggio delle colonne libreria è necessario avere:

in larghezza	+ 2 cm di spazio
in altezza	+ 2 cm di spazio

### Assembly notes

For assembly of bookcase columns, you will need extra space:

+2 cm extra space	in width
+2 cm extra space	in height